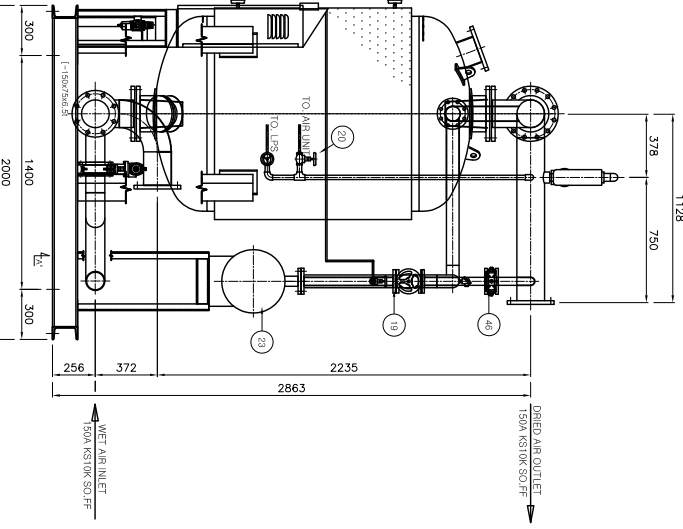
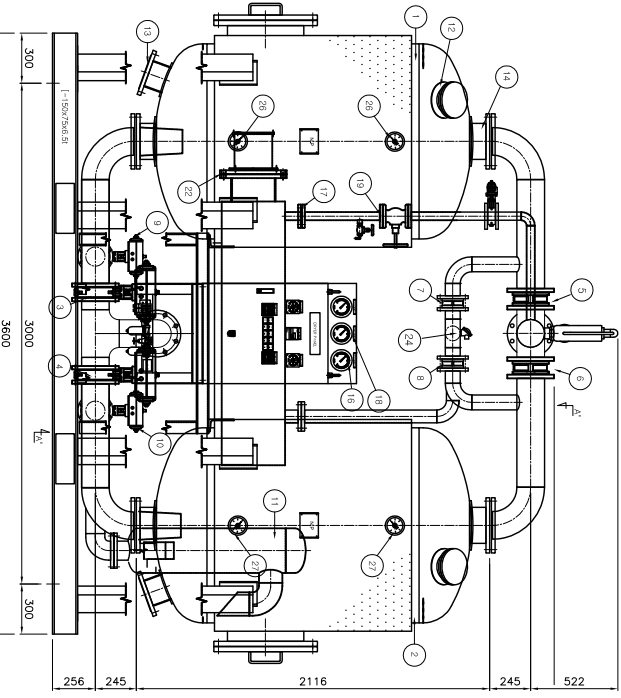
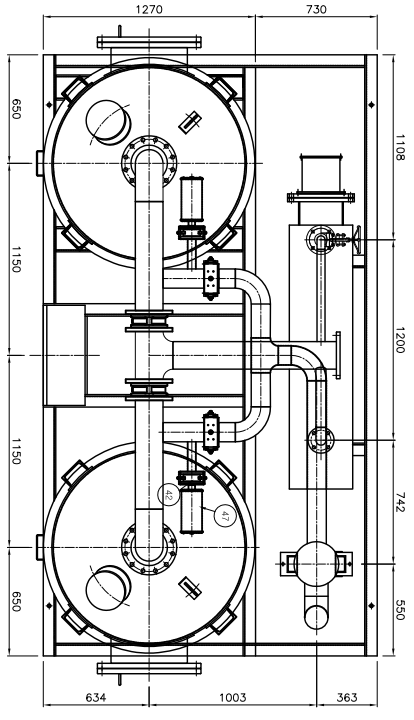
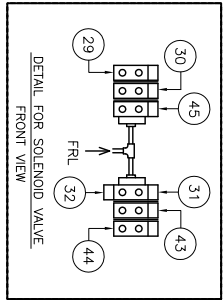


EDN No.	1571	REVISION	DATE	REVISOR	APPROVED
EDN No.	A				
EDN No.	A				



SPECIFICATION	
PROCESS	: COMPRESSED AIR
CAPACITY	: 7700 Nm <sup>3</sup> /hr
OPERATING PRESSURE	: 7.0 kg/cm <sup>2</sup>
OPERATING TEMPERATURE	: 38°C (Max.40°C)
DESIGN PRESSURE	: 9.9 kg/cm <sup>2</sup>
OUTLET DEW POINT	: -40°C at ATM.
NORMAL PURGE	: 616 Nm <sup>3</sup> /hr
PURGE CONTROL SET	: 3.0 kg/cm <sup>2</sup> (42.9PSIG)
POWER SUPPLY	: V- Ph- Hz
CONTROL POWER	: V- Ph- Hz
ELECTRICALS	: NEMA-1
HEATING	: 8.0 HOURS
DRYING	: 4.0 hrs
COOLING	: 2.5 hrs
ELECTRIC HEATER	: 60 kW(1STEP)
CORROSION ALLOWANCE	: +1.0mm(VESSELS)
DESICCANT	: 2690kg/2Towers
ACTIVATED ALUMINA	: 6.150 kg
WEIGHT	

No.	DESCRIPTION
1	DESICCANT CHAMBER(L)
2	DESICCANT CHAMBER(R)
3	AIR INLET TOWER SERVICE VALVE(L)
4	AIR INLET TOWER SERVICE VALVE(R)
5	AIR OUTLET CHECK VALVE(L)
6	AIR OUTLET CHECK VALVE(R)
7	PURGE FLOW CHECK VALVE(L)
8	PURGE FLOW CHECK VALVE(R)
9	PURGE VALVE W/ACTUATOR(L)
10	PURGE VALVE W/ACTUATOR(R)
11	PURGE SILENCER
12	DESICCANT FILL PORT
13	DESICCANT REMOVAL PORT
14	DESICCANT SCREEN
15	PRESSURE SAFETY VALVE
16	DESICCANT CHAMBER PRESSURE GAUGE & WISOLATION VALVE
17	PURGE NORMAL ORIFICE
18	PURGE FLOW GAUGE
19	PURGE ADJUSTING VALVE
20	PILOT AIR ISOLATION VALVE
21	PILOT AIR FILTER(REGULATOR)
22	ELECTRIC HEATER
23	HEATER CHAMBER
24	HEATER CONTROL THERMOSTAT
25	OVER TEMPERATURE THERMOSTAT
26	DESICCANT CHAMBER TEMPERATURE GAUGE(L)
27	DESICCANT CHAMBER TEMPERATURE GAUGE(R)
28	ELECTRICAL ENCLOSURE
29	4 WAY PILOT AIR PURGE SOLENOID (L,T)
30	4 WAY PILOT AIR PURGE SOLENOID (R,T)
31	4 WAY PILOT A TOWER SERVICE SOLENOID(L,T)
32	4 WAY PILOT A TOWER SERVICE SOLENOID(R,T)
41	A TOWER DEPRESSURIZING VALVE W/ACTUATOR
42	B TOWER DEPRESSURIZING VALVE W/ACTUATOR
43	A TOWER 4 WAY PILOT DEPRESSURIZING SOLENOID
44	B TOWER 4 WAY PILOT DEPRESSURIZING SOLENOID
45	REGENERATION PURGE SHUT OFF VLV SOLENOID
46	REGENERATION PURGE SHUT OFF VLV
47	DEPRESSURIZING WUPFLER
	LPS LOW PRESSURE SWITCH



MARK	PARTS	SCALE	PARTS NO.	QTY	MATERIAL	DESCRIPTION	WEIGHT
APP.	S LEE	N/A					
CHK.	J.P.KIM	A3					
DRW.	J.P.KIM	REF.DWG.NO.					
DATE	2014.07.11	UNIT	mm				
				DWG. NO.	SK-SP1000-001-0		SHEET 1/1
				SMD KOREA CO.,LTD		KOREA	
				DESICCANT AIR DRYER (Heater Purge Type)			
				SHP-7700 OUTSIDE DWG.			



A. B. C. D. E. F. G. H. 1 2 3 4 5 6 7 8 9 10 11 12 13 14 15 16